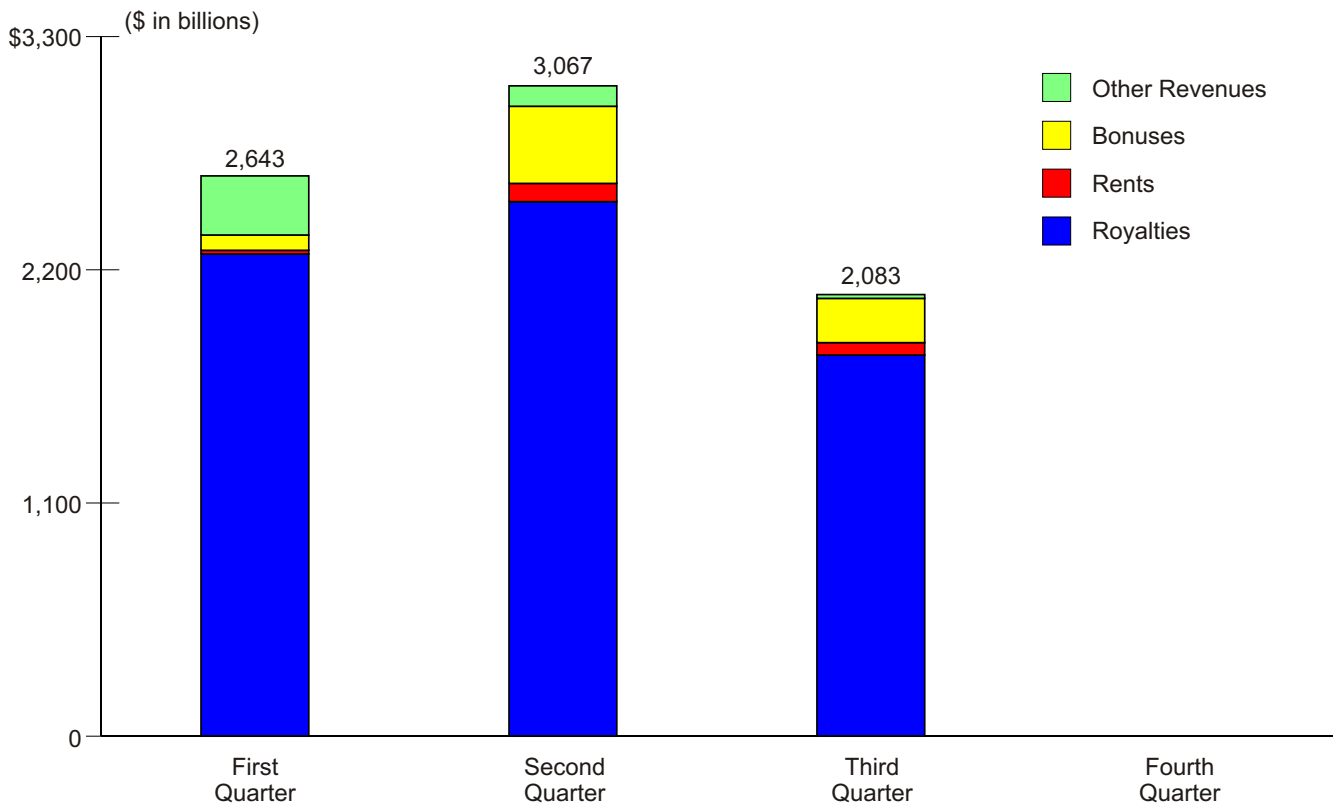
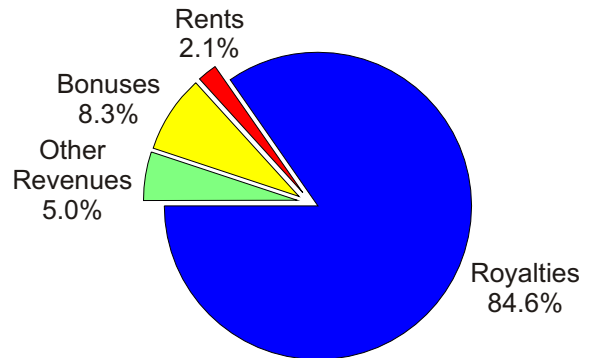


# MMS Minerals Revenue Management

## Revenues by type from Federal and American Indian lands, January - September, Calendar Year 2001\*

Royalties:	
Coal	\$ 295,743,927
Gas	4,278,708,562
Oil	1,823,204,507
Other Royalties	195,686,071
Subtotal	\$6,593,343,067
Rents	\$ 161,850,498
Bonuses	\$ 644,376,664
Other Revenues	\$ 393,417,538
<b>Total</b>	<b>\$7,792,987,767</b>



Two pages of tables and graphs follow

\* [Important Notice](#)

[Narrative - Quarterly Trends and Analysis](#)

[Federal offshore collections, January - September, Calendar Year 2001](#)

[Federal onshore collections, January - September, Calendar Year 2001](#)

[American Indian collections, January - September, Calendar Year 2001](#)

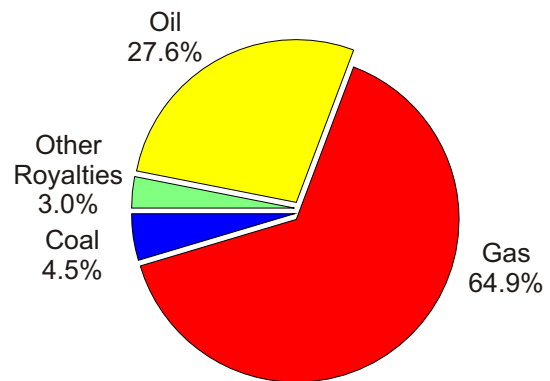
[Products and Units of Measurement](#)

[Narrative - Distribution of Federal and American Indian mineral lease revenues](#)

# **MMS Minerals Revenue Management**

## Royalties by commodity from Federal and American Indian lands, January - September, Calendar Year 2001

Coal	\$ 295,743,927
Gas	4,278,708,562
Oil	1,823,204,507
Other Royalties	<u>195,686,071</u>
<b>Total</b>	<b>\$6,593,343,067</b>

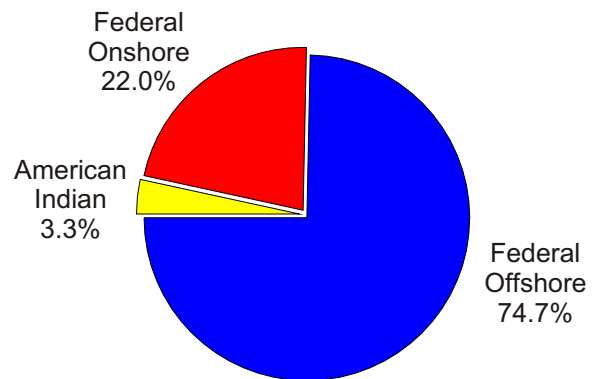


	First Quarter	Second Quarter	Third Quarter	Fourth Quarter	Total
Royalties:					
Coal	87,657,797	107,270,911	100,815,219		295,743,927
Gas	1,479,600,039	1,772,755,433	1,026,353,090		4,278,708,562
Oil	630,247,342	581,093,381	611,863,784		1,823,204,507
Other	77,226,456	59,691,384	58,768,231		195,686,071
<b>Subtotal</b>	<b>2,274,731,634</b>	<b>2,520,811,109</b>	<b>1,797,800,324</b>		<b>6,593,343,067</b>
Rents	17,374,398	86,023,520	58,452,580		161,850,498
Bonuses	71,898,787	363,712,548	208,765,329		644,376,664
Other Revenues	278,971,246	96,252,855	18,193,437		393,417,538
<b>Total</b>	<b>2,642,976,065</b>	<b>3,066,800,032</b>	<b>2,083,211,670</b>		<b>7,792,987,767</b>

# **MMS Minerals Revenue Management**

## Revenues by land category from Federal and American Indian lands, January - September, Calendar Year 2001

Federal Offshore	\$5,819,811,253
Federal Onshore	1,714,676,642
American Indian	<u>258,499,872</u>
<b>Total</b>	<b>\$7,792,987,767</b>



	Federal Offshore	Federal Onshore	American Indian	Total
Royalties:				
Coal		246,740,659	49,003,268	295,743,927
Gas	3,142,932,514	967,888,922	167,887,126	4,278,708,562
Oil	1,605,700,173	184,374,084	33,130,250	1,823,204,507
Other	97,743,162	88,824,130	9,118,779	195,686,071
<b>Subtotal</b>	<b>4,846,375,849</b>	<b>1,487,827,795</b>	<b>259,139,423</b>	<b>6,593,343,067</b>
Rents	128,036,217	33,574,344	239,937	161,850,498
Bonuses	499,735,838	144,640,826		644,376,664
Other Revenues	345,663,349	48,633,677	(879,488)	393,417,538
<b>Total</b>	<b>5,819,811,253</b>	<b>1,714,676,642</b>	<b>258,499,872</b>	<b>7,792,987,767</b>