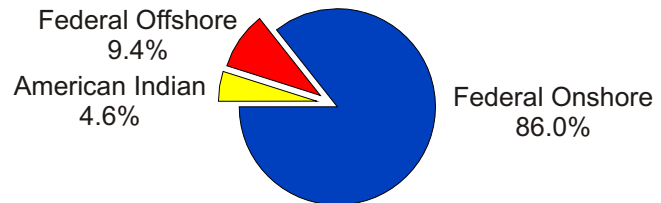


# **MMS Minerals Revenue Management**

## Producing and non-producing Federal and American Indian leases, end of Fiscal Year 2000

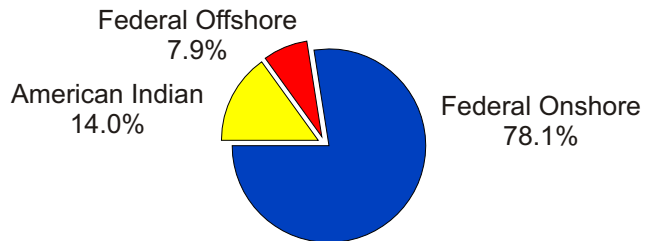
### Producing and non-producing oil, gas, geothermal and other mineral leases

Federal Onshore	69,405
Federal Offshore	7,564
American Indian	<u>3,766</u>
<b>Total</b>	<b>80,735</b>




### Producing oil, gas, geothermal and other mineral leases

Federal Onshore	20,501
Federal Offshore	2,065
American Indian	<u>3,687</u>
<b>Total</b>	<b>26,253</b>



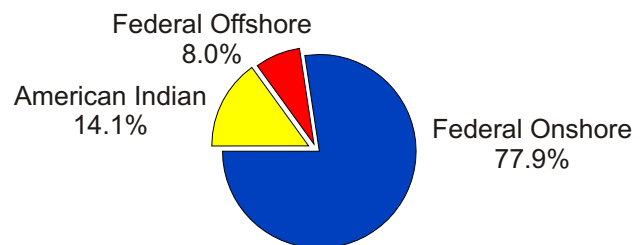
### Non-producing oil, gas, geothermal and other mineral leases

Federal Onshore	48,904
Federal Offshore	5,499
American Indian	<u>79</u>
<b>Total</b>	<b>54,482</b>



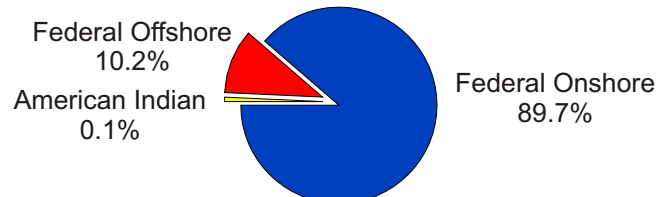
### Producing oil and gas leases

Federal Onshore	20,198
Federal Offshore	2,064
American Indian	<u>3,656</u>
<b>Total</b>	<b>25,918</b>



### Non-producing oil and gas leases

Federal Onshore	48,137
Federal Offshore	5,497
American Indian	<u>54</u>
<b>Total</b>	<b>53,688</b>

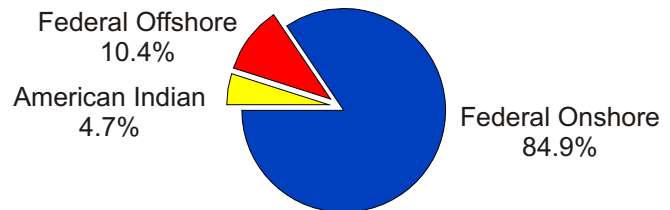


# MMS Minerals Revenue Management

## Producing and non-producing Federal and American Indian leases, end of Fiscal Year 1999

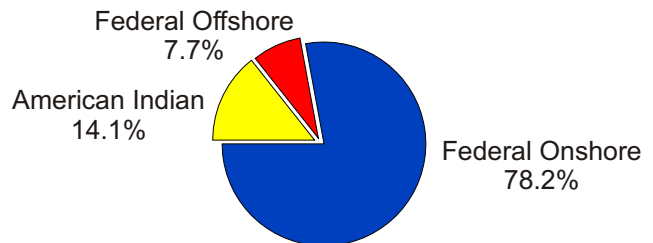
### Producing and non-producing oil, gas, geothermal and other mineral leases

Federal Onshore	68,096
Federal Offshore	8,371
American Indian	<u>3,743</u>
<b>Total</b>	<b>80,210</b>



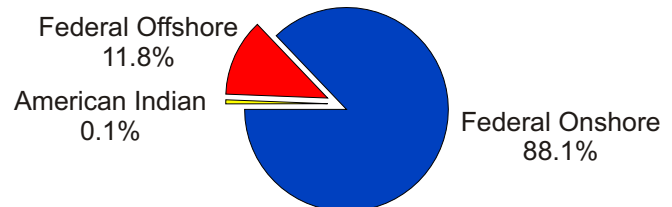
### Producing oil, gas, geothermal and other mineral leases

Federal Onshore	20,343
Federal Offshore	2,000
American Indian	<u>3,682</u>
<b>Total</b>	<b>26,025</b>



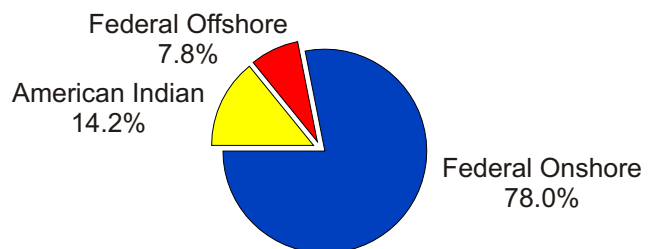
### Non-producing oil, gas, geothermal and other mineral leases

Federal Onshore	47,753
Federal Offshore	6,371
American Indian	<u>61</u>
<b>Total</b>	<b>54,185</b>




### Producing oil and gas leases

Federal Onshore	20,075
Federal Offshore	1,999
American Indian	<u>3,650</u>
<b>Total</b>	<b>25,724</b>



### Non-producing oil and gas leases

Federal Onshore	47,075
Federal Offshore	6,366
American Indian	<u>57</u>
<b>Total</b>	<b>53,498</b>

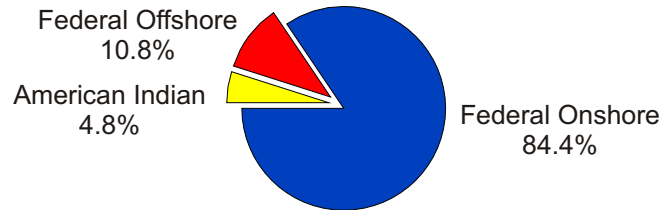


# MMS Minerals Revenue Management

## Producing and non-producing Federal and American Indian leases, end of Fiscal Year 1998

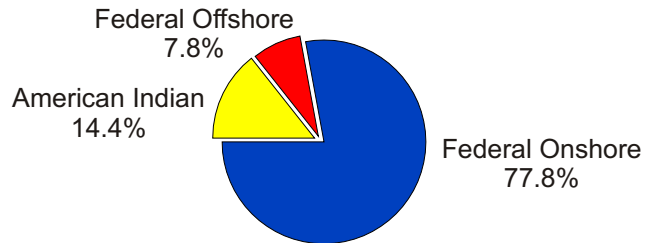
### Producing and non-producing oil, gas, geothermal and other mineral leases

Federal Onshore	68,098
Federal Offshore	8,731
American Indian	<u>3,898</u>
<b>Total</b>	<b>80,727</b>




### Producing oil, gas, geothermal and other mineral leases

Federal Onshore	20,264
Federal Offshore	2,030
American Indian	<u>3,759</u>
<b>Total</b>	<b>26,053</b>



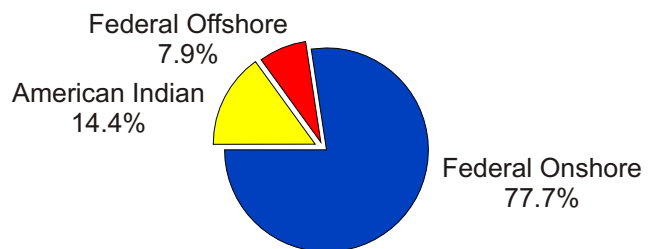
### Non-producing oil, gas, geothermal and other mineral leases

Federal Onshore	47,834
Federal Offshore	6,701
American Indian	<u>139</u>
<b>Total</b>	<b>54,674</b>




### Producing oil and gas leases

Federal Onshore	20,000
Federal Offshore	2,028
American Indian	<u>3,721</u>
<b>Total</b>	<b>25,749</b>



### Non-producing oil and gas leases

Federal Onshore	46,791
Federal Offshore	6,697
American Indian	<u>55</u>
<b>Total</b>	<b>53,543</b>

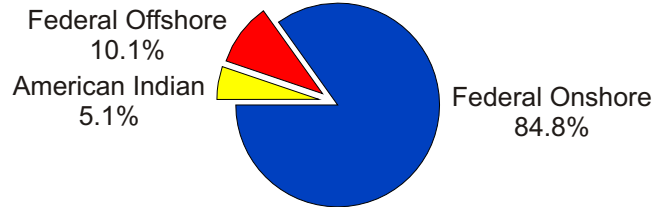


# MMS Minerals Revenue Management

## Producing and non-producing Federal and American Indian leases, end of Fiscal Year 1997

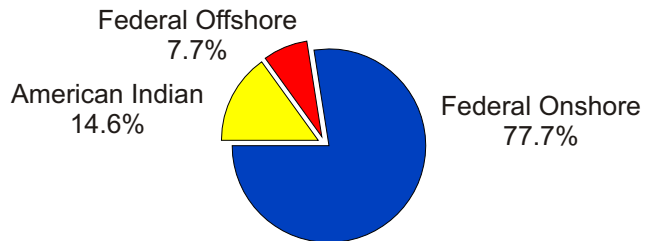
### Producing and non-producing oil, gas, geothermal and other mineral leases

Federal Onshore	64,906
Federal Offshore	7,694
American Indian	<u>3,912</u>
<b>Total</b>	<b>76,512</b>




### Producing oil, gas, geothermal and other mineral leases

Federal Onshore	20,135
Federal Offshore	2,009
American Indian	<u>3,772</u>
<b>Total</b>	<b>25,916</b>



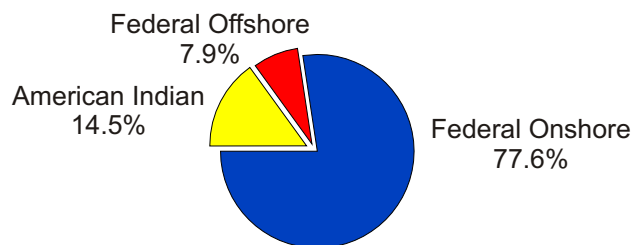
### Non-producing oil, gas, geothermal and other mineral leases

Federal Onshore	44,771
Federal Offshore	5,685
American Indian	<u>140</u>
<b>Total</b>	<b>50,596</b>




### Producing oil and gas leases

Federal Onshore	19,863
Federal Offshore	2,008
American Indian	<u>3,720</u>
<b>Total</b>	<b>25,591</b>



### Non-producing oil and gas leases

Federal Onshore	43,708
Federal Offshore	5,680
American Indian	<u>62</u>
<b>Total</b>	<b>49,450</b>

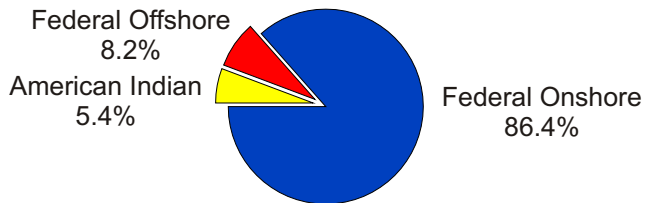


# MMS Minerals Revenue Management

## Producing and non-producing Federal and American Indian leases, end of Fiscal Year 1996

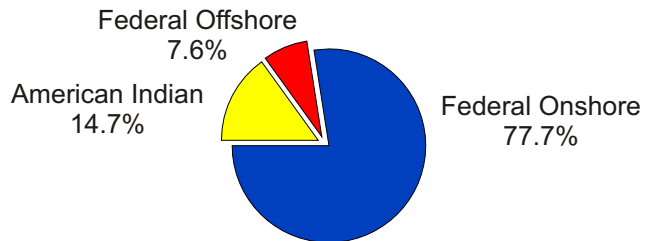
### Producing and non-producing oil, gas, geothermal and other mineral leases

Federal Onshore	62,242
Federal Offshore	5,897
American Indian	<u>3,932</u>
<b>Total</b>	<b>72,071</b>



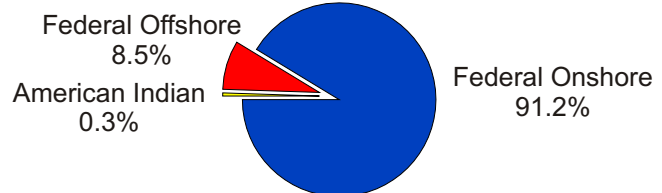
### Producing oil, gas, geothermal and other mineral leases

Federal Onshore	20,063
Federal Offshore	1,959
American Indian	<u>3,806</u>
<b>Total</b>	<b>25,828</b>



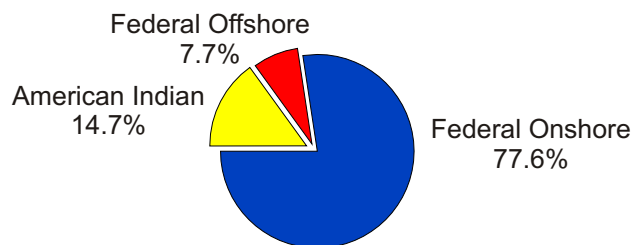
### Non-producing oil, gas, geothermal and other mineral leases

Federal Onshore	42,179
Federal Offshore	3,938
American Indian	<u>126</u>
<b>Total</b>	<b>46,243</b>



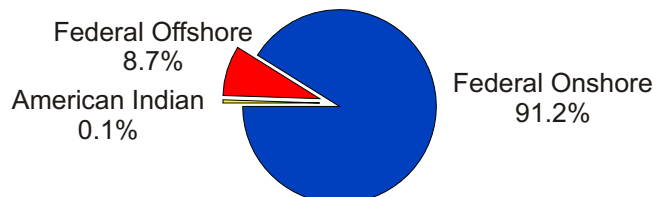
### Producing oil and gas leases

Federal Onshore	19,779
Federal Offshore	1,958
American Indian	<u>3,756</u>
<b>Total</b>	<b>25,493</b>



### Non-producing oil and gas leases

Federal Onshore	41,072
Federal Offshore	3,929
American Indian	<u>42</u>
<b>Total</b>	<b>45,043</b>

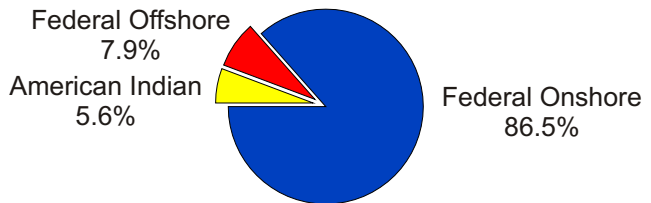


# MMS Minerals Revenue Management

## Producing and non-producing Federal and American Indian leases, end of Fiscal Year 1995

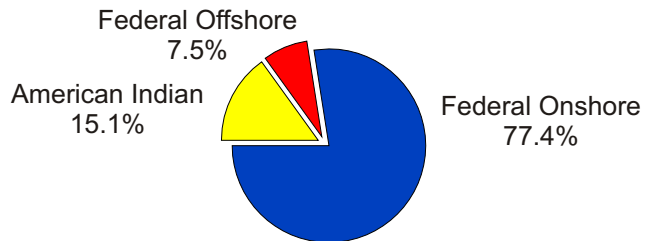
### Producing and non-producing oil, gas, geothermal and other mineral leases

Federal Onshore	61,537
Federal Offshore	5,601
American Indian	<u>4,015</u>
<b>Total</b>	<b>71,153</b>



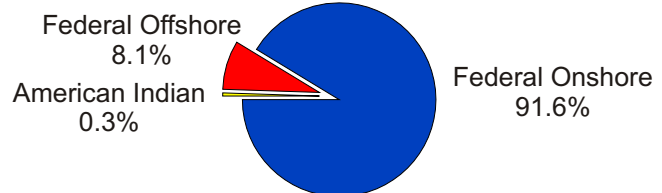
### Producing oil, gas, geothermal and other mineral leases

Federal Onshore	19,920
Federal Offshore	1,926
American Indian	<u>3,894</u>
<b>Total</b>	<b>25,740</b>



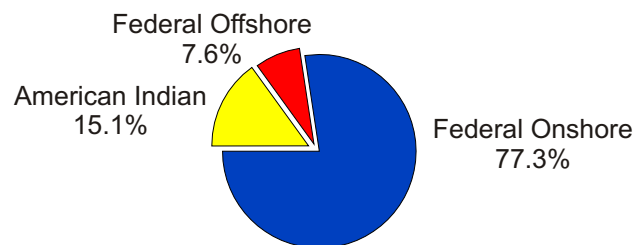
### Non-producing oil, gas, geothermal and other mineral leases

Federal Onshore	41,617
Federal Offshore	3,675
American Indian	<u>121</u>
<b>Total</b>	<b>45,413</b>



### Producing oil and gas leases

Federal Onshore	19,632
Federal Offshore	1,925
American Indian	<u>3,837</u>
<b>Total</b>	<b>25,394</b>



### Non-producing oil and gas leases

Federal Onshore	40,495
Federal Offshore	3,666
American Indian	<u>39</u>
<b>Total</b>	<b>44,200</b>

